

Scaled data based on original data using
LM-79-08 Approved Method: Electrical and Photometric Measurements of Solid-
State Lighting Products

Test Report Prepared for
Cooper Lighting Solutions
(formerly Eaton)

Brand: McGRAW-EDISON

Report Number: P385895

Luminaire Tested: **GWC-SA1C-727-U-T3**

Issue Date: 3/3/2020

Test Information

Test Method: LM-79-08
Report Number: P385895
TEST IS SCALED FROM IESNA LM-79-08 TEST DATA (G2-1903-205-14)
Test Lab: INNOVATION CENTER
Issue Date: 3/3/2020
Manufacturer: COOPER LIGHTING SOLUTIONS (FORMERLY EATON)
Product Line: MCGRAW-EDISON
Catalog Number: GWC-SA1C-727-U-T3
Description: GALLEON WALL LUMINAIRE
(1) 70 CRI, 2700K, 1050mA LIGHTSQUARE WITH 16 LEDS AND TYPE III OPTICS
Light Source: -
Ballast/Driver: ELECTRONIC DRIVER

Summary

Lumens per Lamp: N/A
Luminaire Lumens: 6319 lumens
Efficiency: N/A
Efficacy: 107.1 lumens/watt
Luminous Opening: Rectangular (W 0.5' x L: 0.5' x H: 0')
IES Classification: Type III - Short
BUG Rating: B1 - U0 - G2

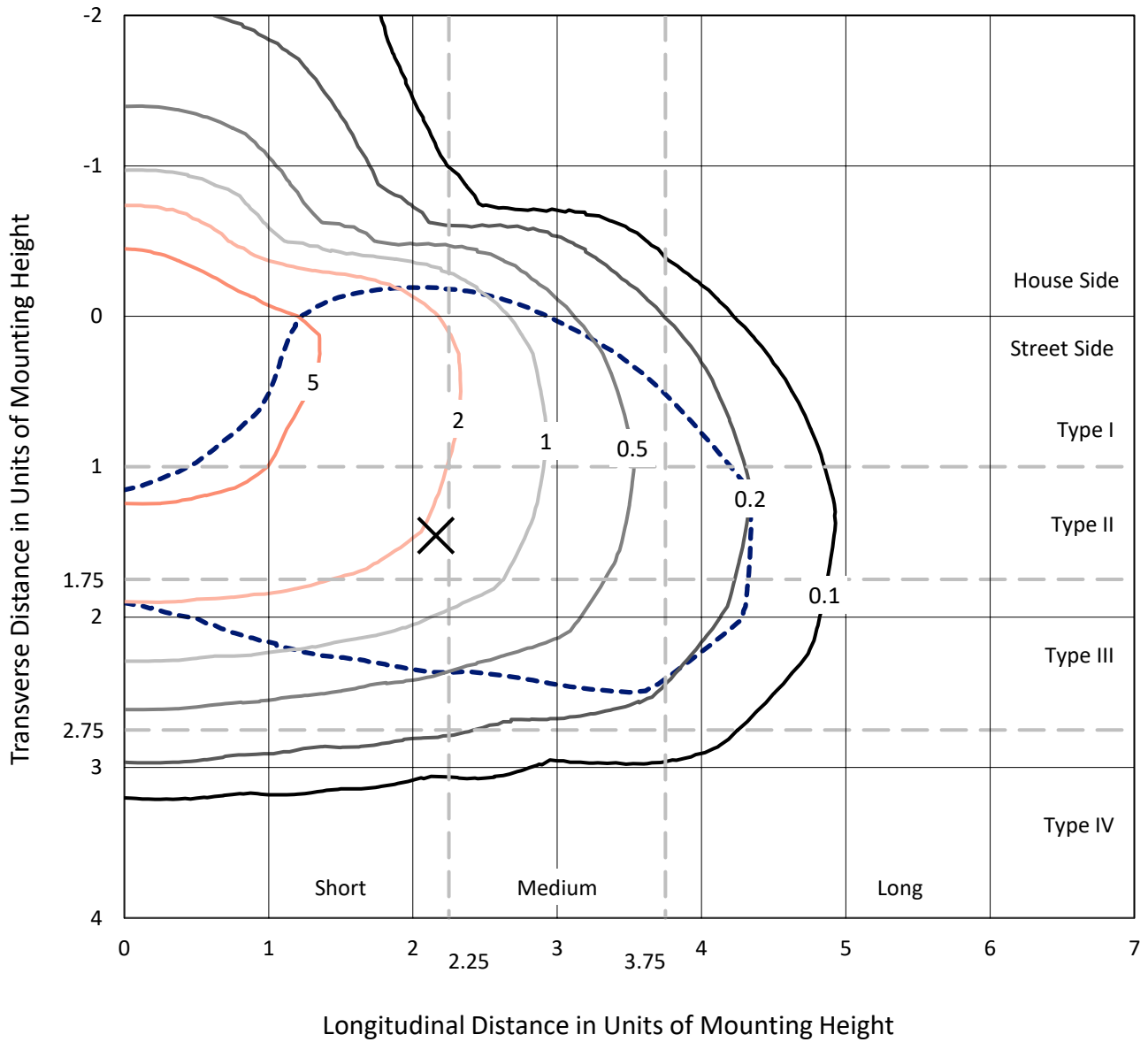
Input Watts (W): 59
Input Voltage (V): NR
Input Current (Ain): NR
Voltage Rise (V): NR
Power Factor: NR
Total Harmonic Distortion (THDi): NR
Frequency (hertz): 60
Stabilization Time: NR
Operation Time: NR
Ambient Temperature (°C): NR
Test Distance: 24 FT



REPORT NUMBER: P385895
 CATALOG NUMBER: GWC-SA1C-727-U-T3

Iso-Footcandle Lines of Horizontal Illumination

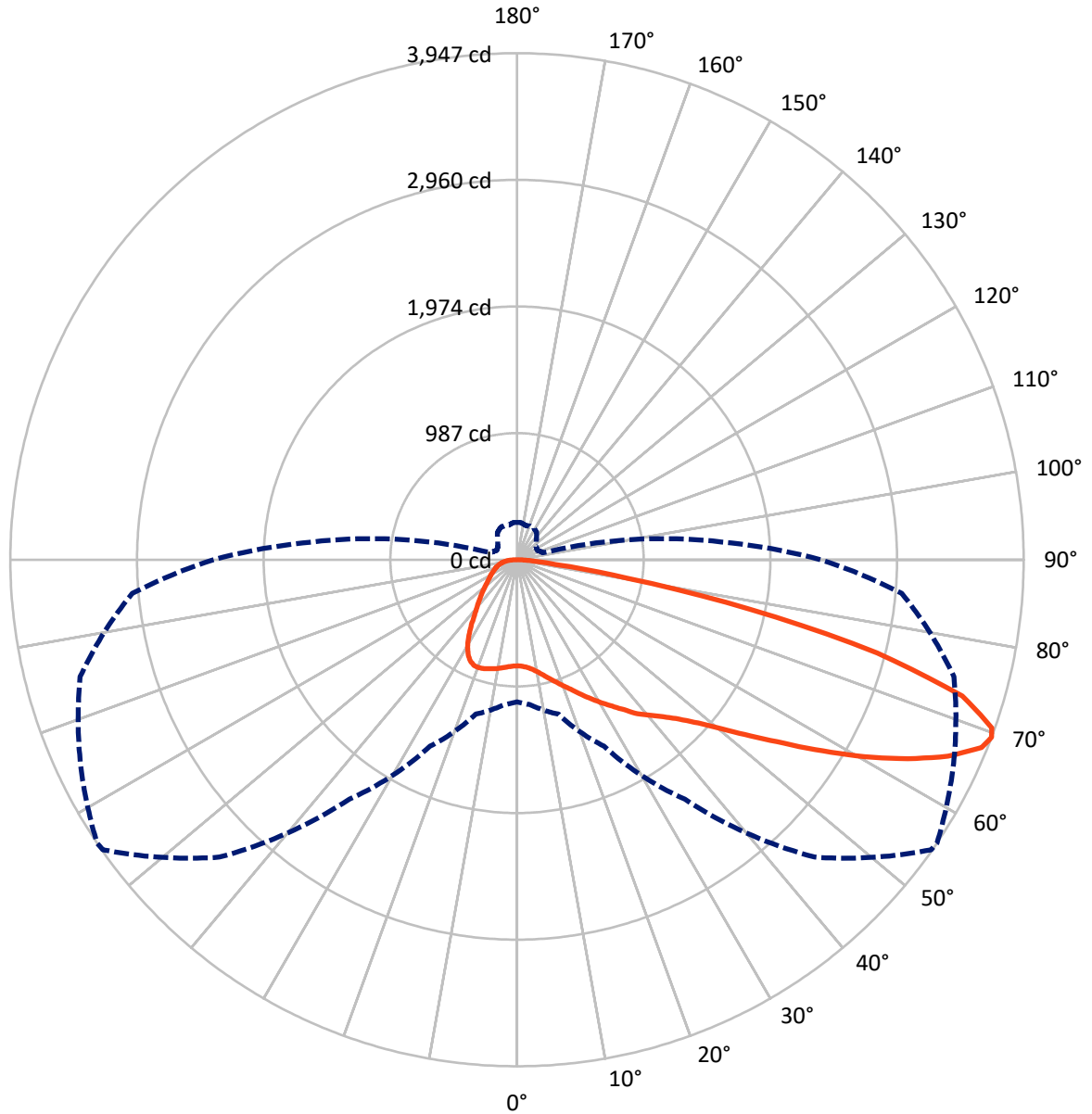
✕ Max cd
 - - - 1/2 Max cd



Based on 10 foot mounting height. Maximum calculated value = 9 fc
 Type III - Short - N/A

REPORT NUMBER: P385895
CATALOG NUMBER: GWC-SA1C-727-U-T3

Luminous Intensity Polar Plot



— Vertical Plane Through 56-Deg Lateral - - - Horizontal Cone Through 69-Deg Vertical

REPORT NUMBER: P385895

CATALOG NUMBER: GWC-SA1C-727-U-T3

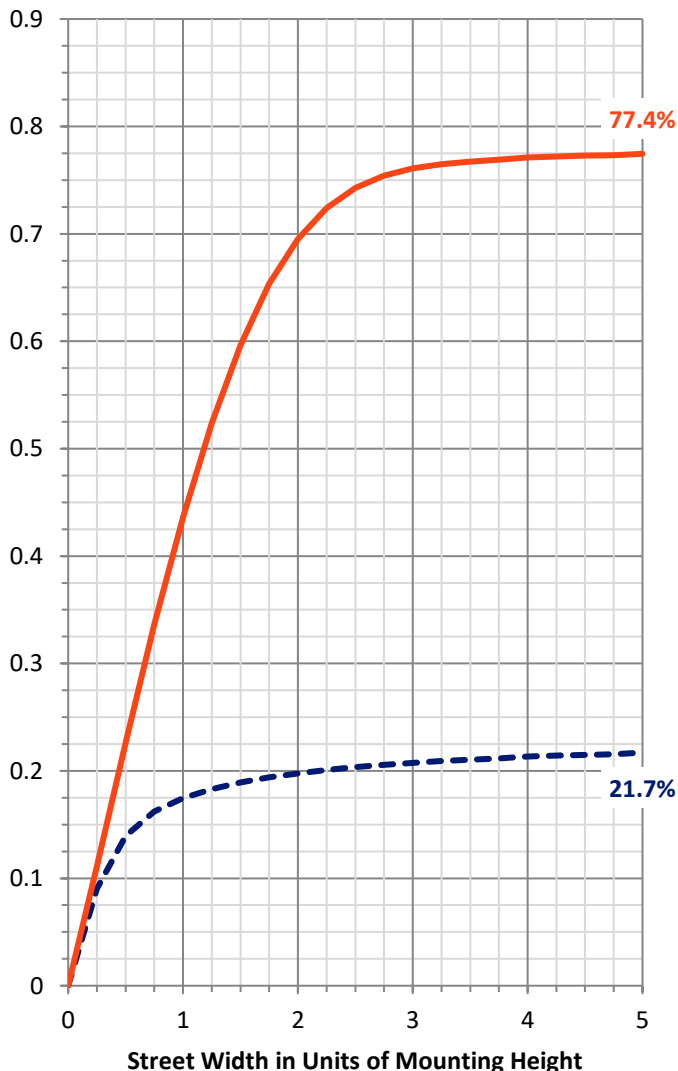
FLUX DISTRIBUTION:

		Downward	Upward	Total
House Side	Lumens	1407.2	0.0	1407.2
	% Fixture	22.3	0.0	22.3
Street Side	Lumens	4911.8	0.0	4911.8
	% Fixture	77.7	0.0	77.7
Total	Lumens	6319.0	0.0	6319.0
	% Fixture	100.0	0.0	100.0

ZONAL LUMENS:

Zone	Lumens	% Fixture
0°-10°	81.1	1.3
10°-20°	260.9	4.1
20°-30°	455.4	7.2
30°-40°	654.2	10.4
40°-50°	905.4	14.3
50°-60°	1326.6	21.0
60°-70°	1617.3	25.6
70°-80°	894.2	14.2
80°-90°	123.8	2.0
90°-100°	0.0	0.0
100°-110°	0.0	0.0
110°-120°	0.0	0.0
120°-130°	0.0	0.0
130°-140°	0.0	0.0
140°-150°	0.0	0.0
150°-160°	0.0	0.0
160°-170°	0.0	0.0
170°-180°	0.0	0.0
0°-90°	6319.0	100.0
0°-180°	6319.0	100.0

Coefficient of Utilization



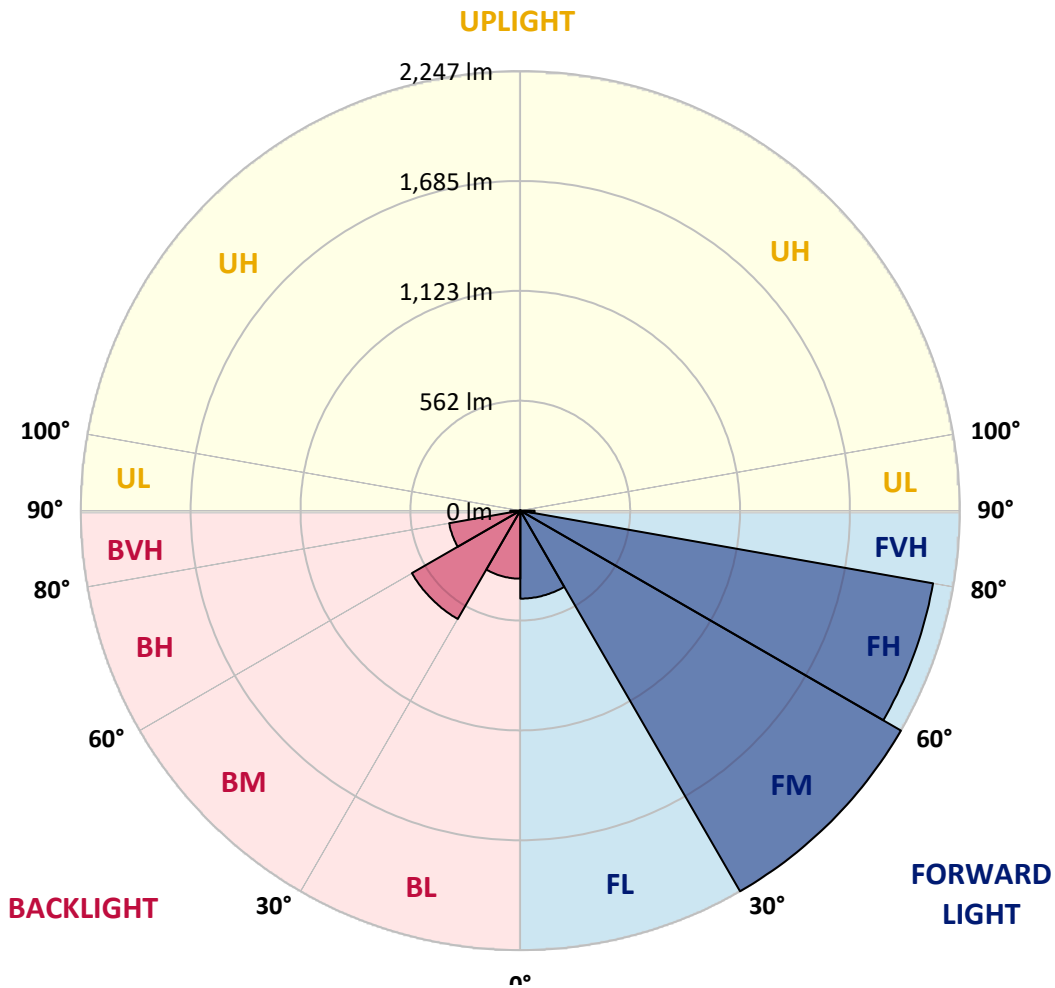
REPORT NUMBER: P385895

CATALOG NUMBER: GWC-SA1C-727-U-T3

LUMINAIRE CLASSIFICATION SYSTEM LUMEN TABLE AND BUG RATING:

Zone	Lumens	% Fixture	Zone Rating/Lumen Limit		
			B	U	G
FL (0°-30°)	449.7	7.1			
FM (30°-60°)	2246.6	35.6			
FH (60°-80°)	2142.5	33.9			G2/5000
FVH (80°-90°)	72.9	1.2			G1/100
BL (0°-30°)	347.8	5.5	B1/500		
BM (30°-60°)	639.6	10.1	B1/1000		
BH (60°-80°)	369.0	5.8	B1/500		G1/500
BVH (80°-90°)	50.9	0.8			G1/100
UL (90°-100°)	0.0	0.0		U0/0	
UH (100°-180°)	0.0	0.0		U0/0	

BUG Rating: B1-U0-G2
 Type III Short





REPORT NUMBER: P385895

CATALOG NUMBER: GWC-SA1C-727-U-T3

CANDELA DISTRIBUTION (FULL):

	0°	5°	15°	25°	35°	45°	55°	56°	65°	75°	85°
0°	826.1	826.1	826.1	826.1	826.1	826.1	826.1	826.1	826.1	826.1	826.1
2.5°	831.3	832.2	831.6	833.3	831.3	832.6	831.6	831.6	830.9	828.9	826.8
5°	844.4	846.1	845.1	846.8	844.4	844.8	842.9	842.9	840.9	836.8	832.4
7.5°	864.9	866.8	866.0	867.7	864.4	864.4	861.8	861.6	857.7	850.9	845.9
10°	889.2	891.9	891.0	893.6	891.0	891.9	889.2	889.2	884.0	874.4	868.1
12.5°	924.7	928.0	925.6	925.4	924.3	926.0	923.9	923.4	918.6	905.6	896.9
15°	972.2	975.7	970.7	970.2	964.1	963.5	963.5	962.8	959.8	944.1	929.7
17.5°	1026.8	1027.9	1023.6	1016.6	1008.8	1003.7	1003.1	1004.8	1004.8	986.5	963.7
20°	1080.4	1082.3	1078.8	1071.0	1061.0	1053.6	1048.4	1051.9	1051.6	1029.9	997.4
22.5°	1138.7	1143.3	1138.1	1128.0	1116.3	1108.0	1098.9	1101.9	1102.1	1075.4	1030.5
25°	1214.2	1210.1	1206.8	1192.7	1175.9	1167.4	1159.0	1162.0	1161.1	1124.3	1064.7
27.5°	1281.1	1281.9	1277.6	1262.6	1243.2	1224.5	1224.0	1226.0	1222.7	1175.3	1096.9
30°	1358.8	1359.2	1353.1	1339.6	1318.5	1294.4	1288.7	1292.0	1285.0	1223.6	1130.9
32.5°	1436.1	1438.2	1431.5	1415.2	1398.2	1368.8	1357.5	1359.7	1342.2	1273.0	1165.9
35°	1503.8	1506.8	1504.6	1493.8	1475.3	1450.0	1436.5	1435.2	1413.6	1333.5	1212.3
37.5°	1572.8	1575.6	1573.2	1564.1	1556.7	1529.9	1522.7	1522.7	1485.3	1395.4	1271.3
40°	1643.7	1648.1	1645.3	1632.6	1626.3	1614.1	1596.9	1592.8	1552.3	1469.6	1367.5
42.5°	1709.7	1715.4	1726.7	1719.3	1706.4	1708.2	1673.6	1671.4	1641.8	1579.3	1488.3
45°	1803.3	1811.6	1830.7	1825.1	1822.5	1812.9	1771.7	1769.8	1758.5	1726.9	1638.3
47.5°	1905.4	1916.7	1951.3	1952.4	1980.5	1962.4	1906.5	1899.7	1902.3	1903.7	1821.4
50°	1999.4	2011.8	2068.7	2095.4	2161.6	2165.5	2076.1	2070.0	2080.2	2110.2	2034.7
52.5°	2074.5	2090.2	2161.2	2243.9	2357.3	2389.5	2284.8	2280.2	2287.9	2339.7	2275.9
55°	2129.6	2146.6	2223.9	2374.5	2555.6	2612.4	2525.1	2520.8	2525.6	2591.5	2538.2
57.5°	2142.5	2146.6	2258.7	2462.5	2723.0	2859.5	2819.2	2810.5	2787.0	2844.5	2827.7
60°	2082.2	2098.7	2230.0	2493.4	2852.5	3103.1	3126.6	3115.7	3049.8	3096.8	3083.3
62.5°	1959.8	1989.4	2122.6	2446.3	2903.3	3302.1	3428.1	3415.0	3301.4	3331.9	3267.0
65°	1760.0	1772.6	1912.6	2284.2	2838.8	3429.4	3696.9	3690.4	3547.4	3499.7	3301.0
67.5°	1402.5	1426.3	1545.1	1945.2	2575.2	3414.4	3904.8	3904.2	3708.0	3562.0	3180.6
69°	1108.0	1132.6	1245.8	1602.4	2278.7	3277.0	3939.7	3947.3	3753.3	3524.1	3008.6
70°	883.4	911.9	989.6	1349.6	2015.5	3095.9	3910.7	3924.4	3744.6	3461.6	2849.9
72.5°	375.9	399.0	454.3	695.7	1228.4	2311.8	3575.7	3627.5	3542.8	3168.2	2355.4
75°	164.1	171.3	196.4	283.6	545.3	1258.2	2801.2	2897.0	3029.3	2678.0	1754.5
77.5°	120.2	123.2	136.9	166.5	244.7	475.2	1801.3	1857.1	2184.7	1948.7	1076.2
80°	93.0	95.1	105.8	122.3	159.8	192.2	821.5	869.4	1228.4	1000.9	448.2
82.5°	74.0	75.5	82.9	90.1	110.4	116.5	272.8	302.6	453.4	276.5	118.6
85°	68.8	70.5	73.1	65.7	70.7	68.4	118.0	123.4	136.9	108.6	49.6
87.5°	31.1	36.8	72.5	51.2	37.7	30.0	48.3	50.5	56.8	57.0	22.0
90°	0.0	0.0	0.0	0.0	0.0	0.0	0.0	0.0	0.0	0.0	0.0



REPORT NUMBER: P385895
 CATALOG NUMBER: GWC-SA1C-727-U-T3

CANDELA DISTRIBUTION (continued):

	90°	95°	105°	115°	125°	135°	145°	155°	165°	175°	180°
0°	826.1	826.1	826.1	826.1	826.1	826.1	826.1	826.1	826.1	826.1	826.1
2.5°	828.1	827.4	828.5	825.9	829.2	828.9	827.9	828.3	830.5	830.3	830.5
5°	833.1	832.6	834.0	832.0	835.9	837.2	837.4	839.4	841.8	842.4	842.4
7.5°	845.7	845.7	846.4	843.7	846.4	846.1	845.1	847.0	849.4	849.6	849.4
10°	867.5	867.7	866.6	859.9	857.7	851.8	846.4	846.6	849.6	852.0	852.7
12.5°	894.9	894.0	889.2	876.8	867.7	855.7	850.1	849.8	852.9	854.8	855.5
15°	926.2	923.9	911.4	891.2	875.1	863.3	854.2	852.0	850.3	848.1	848.3
17.5°	955.9	950.4	929.7	901.7	884.7	869.0	851.4	837.2	827.4	821.8	820.0
20°	985.9	975.2	945.4	911.4	889.9	861.4	827.4	798.7	780.8	772.6	771.0
22.5°	1013.3	996.1	960.0	921.7	885.8	835.7	782.4	740.6	715.7	704.6	705.5
25°	1040.1	1016.2	975.2	928.9	864.9	790.4	719.7	668.3	639.6	627.2	626.7
27.5°	1063.6	1036.4	991.8	923.0	825.9	726.0	645.4	595.4	571.4	560.8	559.0
30°	1090.6	1061.9	1013.8	900.6	768.9	651.5	572.9	537.7	520.7	510.0	508.1
32.5°	1123.5	1096.5	1031.8	859.9	695.9	573.8	516.3	491.8	476.3	464.3	462.1
35°	1171.4	1142.2	1036.4	801.5	615.8	512.4	474.8	449.5	428.6	413.2	411.6
37.5°	1231.4	1199.4	1025.9	726.0	538.1	472.6	440.2	409.0	381.8	360.1	356.6
40°	1318.1	1269.8	997.0	638.9	480.9	441.9	406.4	370.9	337.2	311.7	306.7
42.5°	1422.1	1352.3	952.6	552.3	438.9	410.8	372.9	328.9	296.7	278.6	276.0
45°	1554.5	1438.0	891.0	476.5	397.5	379.6	336.8	296.3	276.2	263.0	260.8
47.5°	1705.6	1534.2	826.3	414.9	362.4	350.5	307.8	281.7	265.8	255.3	253.4
50°	1891.2	1642.9	757.8	364.4	327.2	315.4	294.1	273.6	261.0	252.9	251.0
52.5°	2100.7	1765.4	708.3	324.6	298.0	289.5	286.9	269.3	259.0	252.9	251.0
55°	2326.2	1890.2	655.0	291.0	272.8	275.2	282.1	269.7	262.7	255.3	252.5
57.5°	2551.9	2019.0	595.6	262.7	252.7	264.5	278.9	270.6	264.7	257.5	254.9
60°	2730.4	2100.7	503.5	239.0	236.8	252.7	271.0	264.1	256.4	256.7	256.2
62.5°	2813.8	2096.3	401.8	217.9	221.0	236.8	258.4	253.8	247.5	256.0	256.7
65°	2767.0	1991.8	312.8	198.7	204.0	220.3	245.3	248.8	251.0	267.3	269.5
67.5°	2570.6	1788.5	242.3	182.0	188.5	209.0	246.6	271.0	273.8	291.0	290.8
69°	2367.5	1597.8	210.5	173.3	180.9	211.8	263.6	285.2	274.5	292.8	290.2
70°	2197.3	1447.0	193.5	167.4	177.4	216.8	274.9	284.9	271.2	286.9	282.6
72.5°	1692.3	1041.0	164.1	156.5	165.7	207.5	278.2	278.6	263.6	266.7	259.3
75°	1160.7	657.8	143.2	141.7	147.8	187.0	267.8	266.2	243.8	239.5	233.4
77.5°	640.0	334.1	121.7	127.6	131.7	165.7	243.4	241.2	222.7	213.5	211.4
80°	246.9	146.3	102.7	113.4	116.0	143.5	213.3	211.4	195.9	184.2	180.9
82.5°	93.2	76.6	84.9	98.2	97.3	118.4	180.7	179.6	164.6	147.4	142.1
85°	43.1	45.9	67.3	81.0	74.7	87.7	144.5	146.5	128.2	107.8	107.8
87.5°	18.3	25.7	47.7	61.2	50.3	59.2	106.0	101.2	93.0	64.4	60.5
90°	0.0	0.0	0.0	0.0	0.0	0.0	0.0	0.0	0.0	0.0	0.0

Signify Classified - Internal
Cooper Lighting Solutions Photometric Lab
1121 Highway 74 South
Peachtree City, GA 30269

Scaled Data Report



Report Generated By 670245982

Signify Classified - Internal
Cooper Lighting Solutions Photometric Lab
1121 Highway 74 South
Peachtree City, GA 30269

Scaled Data Report



Signify Classified - Internal
Cooper Lighting Solutions Photometric Lab
1121 Highway 74 South
Peachtree City, GA 30269

Scaled Data Report



Signify Classified - Internal
Cooper Lighting Solutions Photometric Lab
1121 Highway 74 South
Peachtree City, GA 30269

Scaled Data Report





--- HS — SS

Signify Classified - Internal
Cooper Lighting Solutions Photometric Lab
1121 Highway 74 South
Peachtree City, GA 30269

Scaled Data Report



u

Signify Classified - Internal
Cooper Lighting Solutions Photometric Lab
1121 Highway 74 South
Peachtree City, GA 30269

Scaled Data Report



Signify Classified - Internal
Cooper Lighting Solutions Photometric Lab
1121 Highway 74 South
Peachtree City, GA 30269

Scaled Data Report



(END OF REPORT)